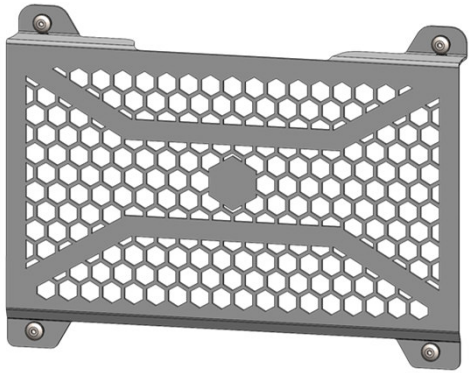

FRONT RADIATOR GUARD

Ref.: 2AS2270133

Assembly Booklet / Paper collection
Livret de montage / Collecte de papier

Mini Zip Bag / Plastic collection
Mini sac zip / Collecte de pastique

Box / Paper collection
Boîte / Collecte de papier

Carton Separator / Paper collection
Séparateur de cartons / Collecte de papier

Card Header / Paper collection
Carte d'en-tête / Collecte de papier

Plastic Bag Cover / Plastic collection
Couverte de sac en plastique / Collecte de plastique

ECOPONTO AZUL

ECOPONTO AMARELO

ASSEMBLY INSTRUCTION / INSTRUÇÃO DE MONTAGEM

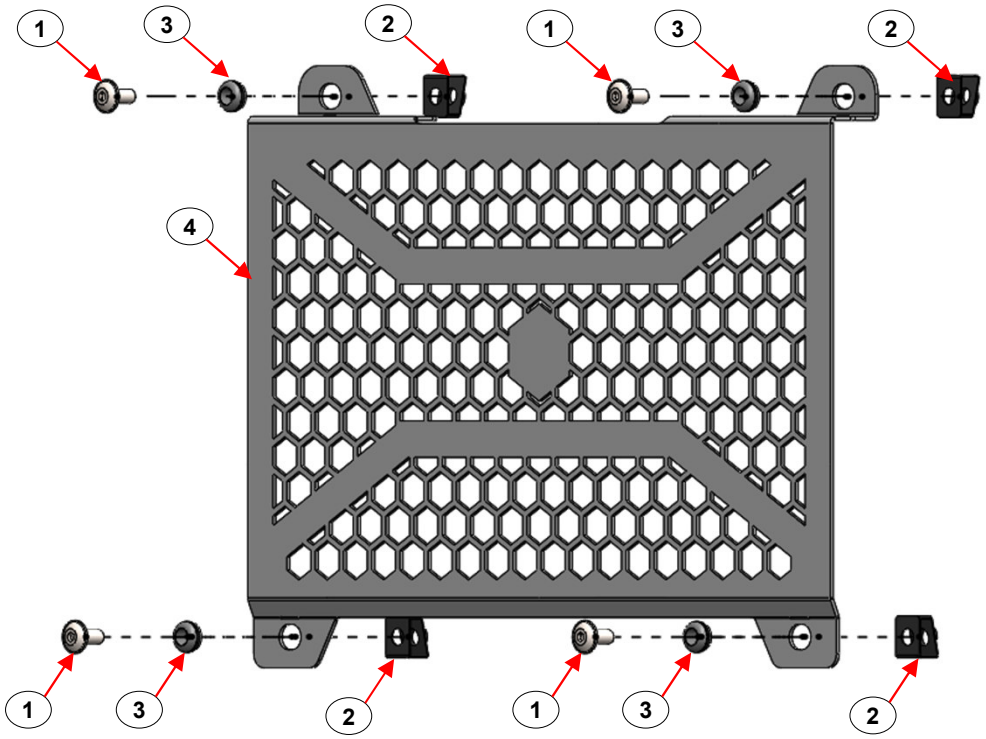

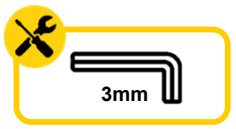

N.m		M4	M5	M6	M8	M10	M12
STEEL	8.8	2.7	5.5	9.7	23.0	47.0	80.0
STAINLESS STEEL	A2	2.6	5.1	8.7	21.2	42.0	73.0

ITEM Nº:	COMPONENTE (COMPONENT):	DESCRIÇÃO (DESCRIPTION):	QUANT.:
ACESSÓRIOS (ACESSORIES)			
4	Grelha Frontal de Radiador / Front Radiator Guard	Nº133	1
3	Olhal Batente Borracha / Rubber Stropper	HOB0010002_Ø11xØ6x6 CXØ9x1mm	4
2	Mola Friso / Stainless Steel Clip	M5	4
1	Parafuso / Screw	M5x12 FA ISO7380 A2	4

FRONT RADIATOR GUARD



English:
• Apply item Nº2 (Stainless Steel Clip – x4) according to the photo.
Français:
• Apply l'item Nº2 (Clip Inox – x4) conformément à la photo.
Português:
• Aplicar o item Nº2 (Mola de Friso - x4) de acordo com a foto.



English:
• Assemble the guard according to the assembly instructions.
Torque all screws to the correct value
Français:
• Assemblez la protection conformément aux instructions de montage.
rque toutes les vis avec le bonne valeur.
Português:
• Montar proteção de acordo com a instrução de montagem.
Apertar todos os parafusos com o valor correto de torque.

ID.022.02

DATE: 15/06/2026