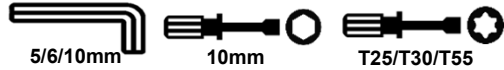




N.m	M4	M5	M6	M8	M10	M12
STEEL	8.8	2.7	5.5	9.7	23.0	47.0
STAINLESS STEEL	A2	2.6	5.1	8.7	21.2	42.0



5	Carenagem Inferior Esquerda / Lower Left Crash Bar	L44A	1
4	Carenagem Inferior Direita / Lower Right Crash Bar	R44A	1
3	Parafuso com FA / Screw with Washer False	M10x1.5x25 ISO7380 FA - A2	1
2	Parafuso com FA / Screw with Washer False	M8x35 ISO7380 FA - A2	1
1	Parafuso com FA / Screw with Washer False	M8x20 ISO7380 FA - A2	2
ITEM Nº:	COMPONENTE (COMPONENT):	DESCRIÇÃO (DESCRIPTION):	QUANT.:
ACESSÓRIOS (ACCESSORIES)			



ID.022.02



ALUMINUM TRAIL CRASH BAR

Ref.: 2AS197L44A



PAP

Assembly Booklet / Paper collection
Livret de montage / Collecte de papier



LDPE

Mini Zip Bag / Plastic collection
Mini sac zip / Collecte de plastique



PAP

Box / Paper collection
Boîte / Collecte de papier



PAP

Carton Separator / Paper collection
Séparateur de cartons / Collecte de papier



C/PAP

Card Header / Paper collection
Carte d'en-tête / Collecte de papier




LDPE


Plastic Bag Cover / Plastic collection
Couverte de sac en plastique / Collecte de plastique




ASSEMBLY INSTRUCTION / INSTRUÇÃO DE MONTAGEM



- English:**
• Remove OEM plastic marked in the photo.
- Français:**
• Retirer plastique OEM marquée sur la photo.
- Português:**
• Remover plástico marcado na foto.




- English:**
• Remove OEM screws (x2) marked in the photo.
- Français:**
• Retirer vis OEM (x2) marquées sur la photo.
- Português:**
• Remover parafusos OEM (x2) marcados na foto.




- English:**
• Assemble les items according to the photo.
- Français:**
• Assembler les items selon la photo.
- Português:**
• Montar os itens de acordo com a foto.


ALUMINUM TRAIL CRASH BAR



- English:**
• Reapply OEM plastic.
- Français:**
• Réappliquer le plastique OEM.
- Português:**
• Reaplicar plástico OEM.



- English:**
• Remove OEM screws (x2) marked in the photo.
- Français:**
• Retirer vis OEM (x2) marquées sur la photo.
- Português:**
• Remover parafusos OEM (x2) marcados na foto.



- English:**
• Assemble les items according to the photo.
- Français:**
• Assembler les items selon la photo.
- Português:**
• Montar os itens de acordo com a foto.