

**English:**

**Attention:** Follow the installation sequence as you can see in the photos.

- **Photo A:** Remove original protection and original silent blocks.
- **Photo B:** Apply item N°5 (Silent Block) on the moto.
- **Photo C:** Apply item N°4 (DTC Protection Ruller) on Protection with items N°1 (Screw) and N°3 (Nut Nylock).
- **Photo D:** Mount protection on the motorcycle frame with item N°2 (Screw).
- **Photo E and F:** Tight all screws.

**Português:**

**Atenção –** Seguir a sequência de montagem das fotos.

- **Foto A:** Remover proteção de origem e sinobloco de origem.
- **Foto B:** Aplicar o item N°5 (Sinobloco) na moto.
- **Foto C:** Aplicar o item N°4 (Régua de Proteção DTC) na Proteção com os itens N°1 (Parafuso) e N°3 (Porca Freada).
- **Foto D:** Montar proteção no quadro da moto com o item N°2 (Parafuso).
- **Foto E e F:** Apertar todos os parafusos.

**Français:**

**Attention:** Suivre le séquence de photos d'assemblage.

- **Photo A:** Retirer la protection d'origine et les silentblochs d'origine.
- **Photo B:** Appliquer l'item N°5 (Silentblock) sur la moto.
- **Photo C:** Appliquer l'item N°4 (Règle de Protection DTC) sur la Protection avec les items N°1 (Vis) et N°3 (Écrou Freine).
- **Photo D:** Monter la protection sur la moto avec l'item N°2 (Vis).
- **Photo E et F:** Serrer toutes les vis.

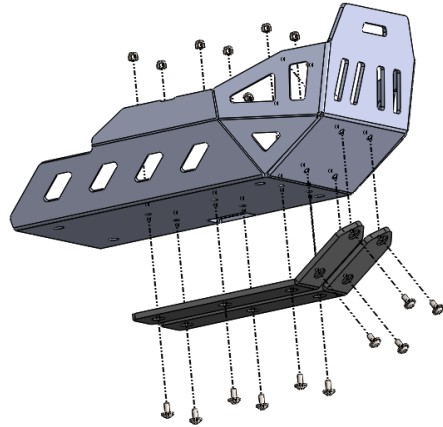


**ALUMINUM TRAIL ENGINE GUARD**

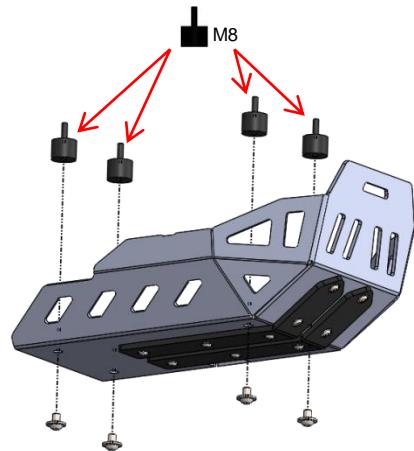
**BMW G 310 GS 2016-2019**

Ref.: 2AS0900056

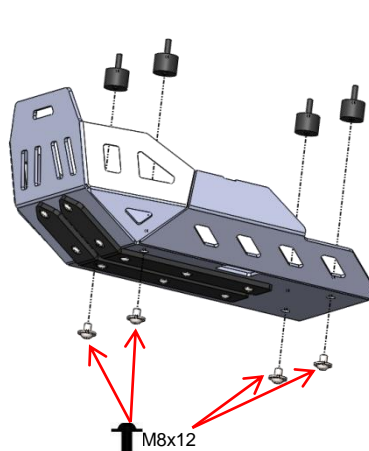
## Instrução de Montagem / Assembly Instruction








### • LEFT SIDE / LADO ESQUERDO:



### • RIGHT SIDE / LADO DIREITO:



## ALUMINUM TRAIL ENGINE GUARD BMW G 310 GS 2016-2019



5	Sinobloco Macho e Fêmea / Silent Block Male and Femea	M8	4
4	Régua de Proteção DTC / DTC Protection Ruller	Nº2	2
3	Porca Freada / Nut Nylock	M5 - DIN 985	10
2	Paraf. Cabeça Redonda Sext. Int. c. FA / Screw Round Head With Washer False	M8x12 - ISO 7380	4
1	Paraf. Cabeça Redonda Sext. Int. c. FA / Screw Round Head With Washer False	M5x12 - ISO 7380	10
ITEM Nº: COMPONENTE (COMPONENT):		DESCRIÇÃO (DESCRIPTION):	QUANT.:
ACESSÓRIOS (ACCESSORIES)			